



To get to the Performance Explorer, we first need to access the measures site from the link on the Rio Linda Home Page

 The image shows a screenshot of the Rio Linda Union School District website. The main content area features a "Welcome to the Rio Linda Union School District" message and a "Measure 'P' School Building Improvements" announcement. A sidebar on the left contains a list of links. A yellow box highlights the "Measures" link in this sidebar. An arrow points from the text "To get to the Performance Explorer, we first need to access the measures site from the link on the Rio Linda Home Page" to this highlighted link. Below the screenshot, a callout box shows a list of links: "Accountability F", "E - Rate Inform", "Measures", "Educational Lin", "District Budget", and "Measure P Info". The "Measures" link is highlighted in yellow in this callout as well.



DataWise MEASURES

Welcome to
Rio Linda
Student Assessment System

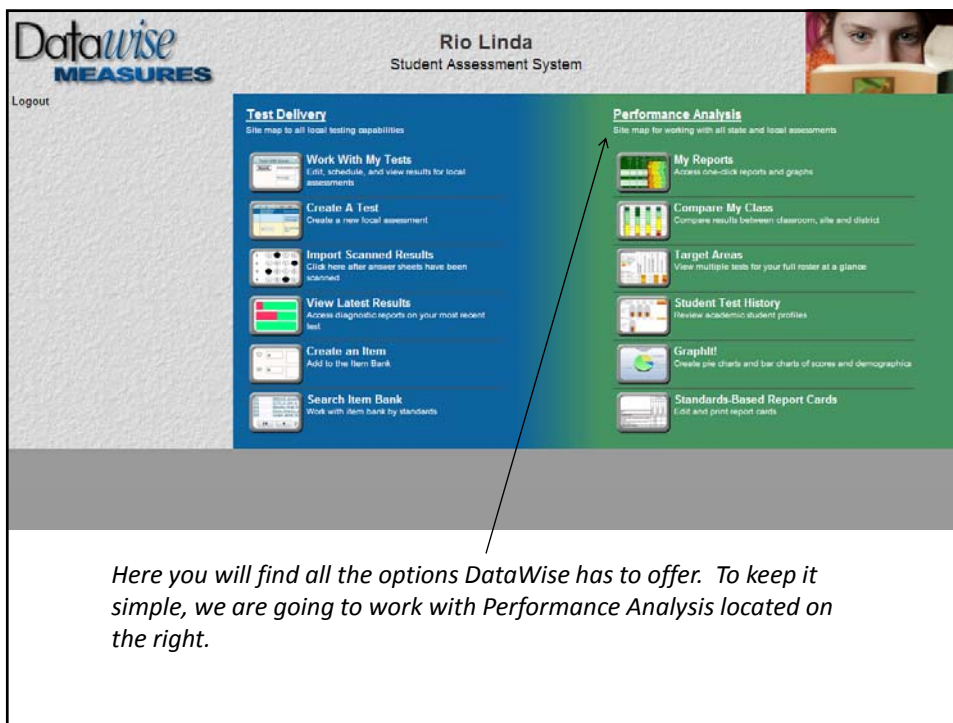
Enter user name and password that was provided from the district.

User Name

Password

Log In

Then select "Log In".



DataWise MEASURES

Rio Linda
Student Assessment System

Logout

Test Delivery
Site map to all local testing capabilities

- Work With My Tests**
Edit, schedule, and view results for local assessments
- Create A Test**
Create a new local assessment
- Import Scanned Results**
Click here after answer sheets have been scanned
- View Latest Results**
Access diagnostic reports on your most recent test
- Create an Item**
Add to the Item Bank
- Search Item Bank**
Work with item bank by standards

Performance Analysis
Site map for working with all state and local assessments

- My Reports**
Access one-click reports and graphs
- Compare My Class**
Compare results between classroom, site and district
- Target Areas**
View multiple tests for your full roster at a glance
- Student Test History**
Review academic student profiles
- GraphIt!**
Create pie charts and bar charts of scores and demographics
- Standards-Based Report Cards**
Edit and print report cards

Here you will find all the options DataWise has to offer. To keep it simple, we are going to work with Performance Analysis located on the right.

Select the link Performance Analysis by clicking on the words.

Performance Analysis

Site map for working with all state and local assessments

- My Reports**
Access one-click reports and graphs
- Compare My Class**
Compare results between classroom, site and district
- Target Areas**
View multiple tests for your full roster at a glance
- Student Test History**
Review academic student profiles
- GraphIt!**
Create pie charts and bar charts of scores and demographics
- Standards-Based Report Cards**
Edit and print report cards

This is the site map for the Performance Analysis portion for the DataWise System.

Datawise MEASURES
Performance Analysis

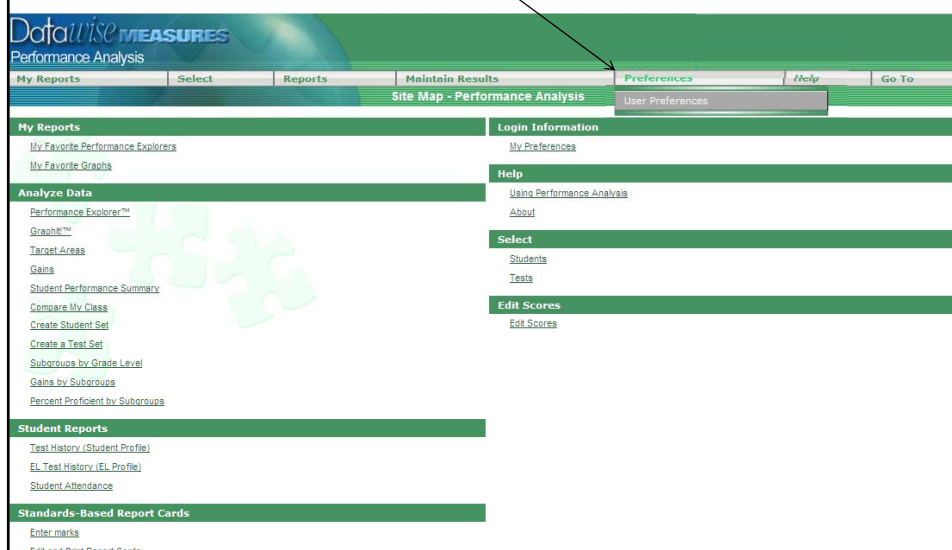
My Reports	Select	Reports	Maintain Results	Preferences	Help	Go To
------------	--------	---------	------------------	-------------	------	-------

Site Map - Performance Analysis

My Reports My Favorite Performance Explorers My Favorite Graphs	Login Information My Preferences
Analyze Data Performance Explorer™ GraphIt™ Target Areas Gains Student Performance Summary Compare My Class Create Student Set Create a Test Set Subgroups by Grade Level Gains by Subgroups Percent Proficient by Subgroups	Help Using Performance Analysis About
	Select Students Tests
	Edit Scores Edit Scores
Student Reports Test History (Student Profile) EL Test History (EL Profile) Student Attendance	
Standards-Based Report Cards Enter marks Edit and Print Report Cards	

First we need to check the preferences to make sure it is set up for our own class.

Select preferences and a drop down menu will appear, then select user preferences.



Datawise MEASURES
Performance Analysis

My Reports Select Reports Maintain Results **Preferences** Help Go To

Site Map - Performance Analysis User Preferences

My Reports
[My Favorite Performance Explorers](#)
[My Favorite Graphs](#)

Analyze Data
[Performance Explorer™](#)
[Graph™](#)
[Target Areas](#)
[Gains](#)
[Student Performance Summary](#)
[Compare My Class](#)
[Create Student Set](#)
[Create a Test Set](#)
[Subgroups by Grade Level](#)
[Gains by Subgroups](#)
[Percent Proficient by Subgroups](#)

Student Reports
[Test History \(Student Profile\)](#)
[EL Test History \(EL Profile\)](#)
[Student Attendance](#)

Standards-Based Report Cards
[Enter marks](#)
[Edit and Print Report Cards](#)

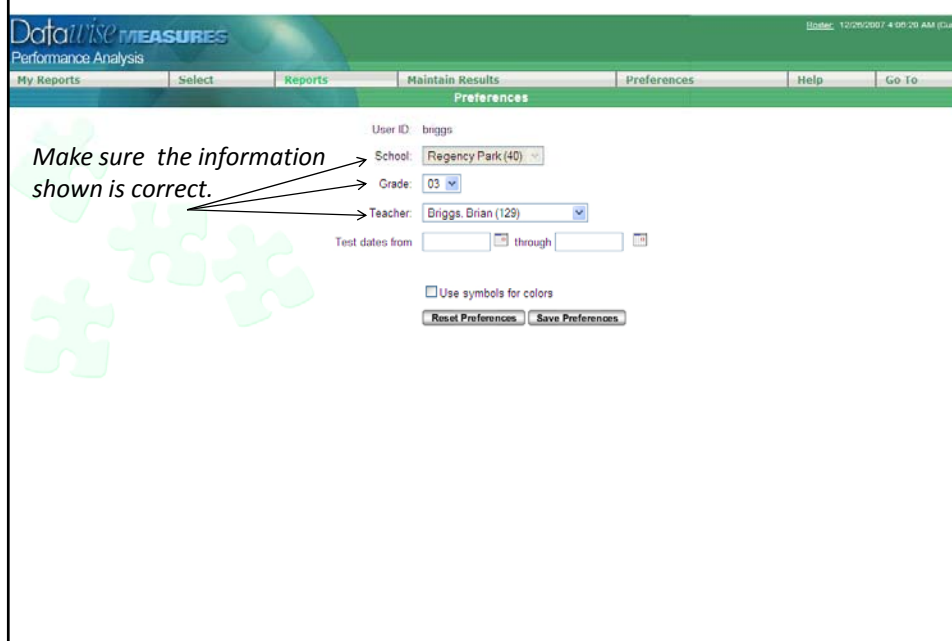
Login Information
[My Preferences](#)

Help
[Using Performance Analysis](#)
[About](#)

Select
[Students](#)
[Tests](#)

Edit Scores
[Edit Scores](#)

The next screen shows our preferences.



Datawise MEASURES
Performance Analysis

My Reports Select Reports Maintain Results **Preferences** Help Go To

User ID: briggs

School:

Grade:

Teacher:

Test dates from through

☐ Use symbols for colors

Make sure the information shown is correct.

When the preferences are correct, select the reports button located on the menu bar.

The screenshot shows the 'Datawise MEASURES Performance Analysis' interface. The menu bar includes 'My Reports', 'Select', 'Reports', 'Maintain Results', 'Preferences', 'Help', and 'Go To'. The 'Reports' button is highlighted with an arrow. Below the menu bar, the 'Preferences' form is visible, containing fields for User ID (briggs), School (Regency Park (40)), Grade (03), Teacher (Briggs, Brian (129)), and Test dates. There are also checkboxes for 'Use symbols for colors' and buttons for 'Reset Preferences' and 'Save Preferences'.

The screenshot shows the 'Datawise MEASURES Performance Analysis' interface with the 'Reports' dropdown menu open. The menu lists various report options: API Estimator, Compare My Class Results, Custom View/Output Student Info, EL AMAO 1 Estimator, EL AMAO 2 Estimator, Subgroups By Grade Level, English Learner Profile, Form Letters, Gains, Gains By Subgroups, Graph It!, Percent Proficient By Subgroups, Performance Explorer, Standards Based Report Card, Student Attendance, Student Profile, Student Performance Summary, and Target Areas. The 'Student Profile' option is highlighted with an arrow. The background shows the same 'Preferences' form as in the previous screenshot.

When the reports is selected, a drop down menu will appear. Find Student Profile, and select it.

A new page will load and you will find the Student Profile.

Datawise MEASURES
Performance Analysis

Router: 12/26/2007 4:06:20 AM (Cur
brigg's Preferred Students: 20 Stud

My Reports Select Reports Maintain Results Preferences Help Go To

Student Profile Report

Before you start to explore on your own, let us leave all the preset preferences that are selected.

Period: All
Comment Subject:
Student: All
Include Multiple Measures Only
Graph Multiple Measures
Include Comments
Print Preview

We need to select a student we would like to analyze their student profile. Click on the little arrow (▼) to view the on a drop down menu. Here you will find a list of students that are currently enrolled in your class.

Datawise MEASURES
Performance Analysis

Router: 12/26/2007 4:06:20 AM (Cu
brigg's Preferred Students: 20 Stu

My Reports Select Reports Maintain Results Preferences Help Go To

Student Profile Report

A list of student will appear that are enrolled in your class. Select a student whose report you would like to analyze.

Period: All
Comment Subject:
Student: All
Include Comments
Print Preview

It is not your eyes, it is blurry for privacy reasons.

Once you have selected the student you would like to analyze, their name will be displayed in the "student" box.

You are now ready to view the data, select Print Preview. A new window will open that is a pdf file you can analyze and print.

Student Profile

Name _____ **Grade** 03 **Parent Information** _____
Student ID _____ **ELL Desig/Class** _____
School _____ **Instr. Set** _____
Birthdate _____ **GATE** _____
Gender _____
Enter Date _____ **Teacher** _____

Test Information				School Information		Score Information	
Date	ID Test Name	Subject	MM	School	Teacher	Score/ Possible	Prof. Description
Grade 00							
11/12/04	2522 Concepts About Print	Language		Regency Park	_____	9 / 12	3 Basic
11/12/04	2524 Letter Names	Language		Regency Park	_____	53 / 54	5 Advanced
11/12/04	2534 Phonemic Awareness	Language		Regency Park	_____	16 / 16	5 Advanced
06/01/05	2523 Concepts About Print	Language		Regency Park	_____	12 / 12	5 Advanced
06/01/05	2526 Letter Names	Language		Regency Park	_____	54 / 54	5 Advanced
06/01/05	2530 Letter Sounds	Language		Regency Park	_____	26 / 26	5 Advanced
06/01/05	2532 Phonemic Awareness	Language		Regency Park	_____	16 / 16	5 Advanced
06/01/05	2514 Running Record	Language		Regency Park	_____	3 / 28	1 Far Below Basic
06/10/05	3333 Met Standards Language Arts	Language	X	Regency Park	_____	4 / 4	4 Proficient
09/07/04	2540 Math Kdg CH 1 ALGF 2.1	Math		Regency Park	_____	4 / 5	4 Proficient
09/17/04	2541 Math Kdg CH 2 SDAP 4.1	Math		Regency Park	_____	4 / 5	4 Proficient
10/08/04	2542 Math Kdg CH 3 NS 1.1	Math		Regency Park	_____	5 / 5	5 Advanced
10/08/04	2543 Math Kdg CH 3 SDAP 4.1	Math		Regency Park	_____	1 / 5	2 Below Basic

The PDF file will open in a new window. The test results will begin when the student first enrolled in our district. The more recent test will be towards the bottom of the pages. So, test scores may begin as early as Kindergarten. These reports are very useful for an IEP, SST and/or Parent Conferences.

Datawise Performance Analysis

My Reports

Student Profile

Name _____ **Grade** 03 **Parent Information** _____
Student ID _____ **ELL Desig/Class** _____
School _____ **Instr. Set** _____
Birthdate _____ **GATE** _____
Gender _____
Enter Date _____ **Teacher** _____

Test Information				School Information		Score Information	
Date	ID Test Name	Subject	MM	School	Teacher	Score/ Possible	Prof. Description
Grade 00							
11/12/04	2522 Concepts About Print	Language		Regency Park	_____	9 / 12	3 Basic
11/12/04	2524 Letter Names	Language		Regency Park	_____	53 / 54	5 Advanced
11/12/04	2534 Phonemic Awareness	Language		Regency Park	_____	16 / 16	5 Advanced
06/01/05	2523 Concepts About Print	Language		Regency Park	_____	12 / 12	5 Advanced
06/01/05	2526 Letter Names	Language		Regency Park	_____	54 / 54	5 Advanced
06/01/05	2530 Letter Sounds	Language		Regency Park	_____	26 / 26	5 Advanced
06/01/05	2532 Phonemic Awareness	Language		Regency Park	_____	16 / 16	5 Advanced
06/01/05	2514 Running Record	Language		Regency Park	_____	3 / 28	1 Far Below Basic
06/10/05	3333 Met Standards Language Arts	Language	X	Regency Park	_____	4 / 4	4 Proficient
09/07/04	2540 Math Kdg CH 1 ALGF 2.1	Math		Regency Park	_____	4 / 5	4 Proficient
09/17/04	2541 Math Kdg CH 2 SDAP 4.1	Math		Regency Park	_____	4 / 5	4 Proficient
10/08/04	2542 Math Kdg CH 3 NS 1.1	Math		Regency Park	_____	5 / 5	5 Advanced
10/08/04	2543 Math Kdg CH 3 SDAP 4.1	Math		Regency Park	_____	1 / 5	2 Below Basic

To select another student, close the window with the PDF and it will take you back to the student selection screen. From there you can select a new student like before.

